

Spelling Activity 1: COMIC CHANGE

Use a comic from the newspaper. Cover the speech bubbles and rewrite the speech bubbles for the comic using spelling words.



HINT: Your words must relate to what is happening in the picture!

★ JUSTINE BEAVIS 2007 ★

Spelling Activity 2: COMIC STRIP

Draw your own comic strip and use spelling words in the speech bubbles.

HINT: Keep it short, 2 or 3 scenes is plenty!



★ JUSTINE BEAVIS 2007 ★

Spelling Activity 3: SPELLING RAP

In groups of 2 or 3, develop a rap using as many spelling words as possible!

Option: select one instrument to keep a beat or drum pattern

HINT: See if you can create a story or theme in your rap.

Perform it for the class!



★ JUSTINE BEAVIS 2007 ★

Spelling Activity 4: NEWSPAPER SEARCH

Find your spelling words, or their variations in the newspaper. Cut them out and glue onto paper.

HINT: If the word is draw, you can find draws, drawing, drawer etc!



★ JUSTINE BEAVIS 2007 ★

Spelling Activity 5: Newspaper Story

As a group, use your spelling words to come up with a newspaper headline. Pass the headline around the circle, each person writing the next line in the story.

HINT: It must make sense, so read what was written before you!

★ JUSTINE BEAVIS 2007 ★



Spelling Activity 6: Secret Agent Words

Write out the alphabet. Under each letter put a number between 1 and 26. Write your words in number code. Give your words to a friend to decode!

HINT: If this is too easy, write a spelling sentence in code!



★ JUSTINE BEAVIS 2007 ★

Spelling Activity 7: Story Detectives!

Write a story using
all your spelling
words EXCEPT one.
Give it to a partner
who has to find the
missing word!

*HINT: Use some words
more than once to trick
them!*



★ JUSTINE BEAVIS 2007 ★

Spelling Activity 8: MAKING MNEMONICS

Choose a spelling word and
write a sentence using the
letters of the spelling word.
Example if the word is
DREAM your sentence could
be: Danny Really Eats
Alligator Muffins!

*HINT: If this is too easy, choose the
longest words!*



★ JUSTINE BEAVIS 2007 ★

Spelling Activity 9: **Get Well Soon!**

Select a spelling word and write it badly misspelled. Design a 'get well' card for the word, with the badly damaged spelling on the front, and the correct spelling on the inside!



HINT: Write a message inside the card too!

★ JUSTINE BEAVIS 2007 ★

Spelling Activity 10: **FIND A WORD**

Use a ruler to draw a grid that has 10 rows across and 10 columns down. Create a word search by putting spelling words in the grid, then filling with random letters.

| | | | | | | | | | |
|---|---|---|---|---|---|---|---|---|---|
| a | a | j | i | v | b | f | s | z | o |
| u | k | n | r | s | h | e | h | g | e |
| y | i | o | d | s | e | i | s | o | g |
| o | b | n | a | u | r | b | t | o | p |
| u | t | i | e | t | c | e | n | d | n |
| i | g | t | h | e | y | i | k | u | o |
| q | r | a | c | u | o | t | s | i | t |
| a | f | o | r | g | u | r | v | h | e |
| j | s | e | t | c | r | m | f | i | m |
| c | a | n | e | h | v | l | b | y | n |

HINT: When finished swap with a friend and find each other's words!

★ JUSTINE BEAVIS 2007 ★

Spelling Activity 11:

S P E L L A M A D O O D L E S!

Draw a picture lightly with pencil. Use spelling words to create the outline of the picture!

HINT: To make it harder, write the words in Alphabetical order around the picture!

friend
doctor
road
inosaur

★ JUSTINE BEAVIS 2007 ★

Spelling Activity 12: Acrostic Poems

Select a spelling word that is a noun. Write it as an acrostic poem with sentences describing the noun

HINT: To make it harder, make it a continuing poem that rhymes!

T _____
R _____
A _____
N _____
S _____
P _____
O _____
R _____
T _____

★ JUSTINE BEAVIS 2007 ★

Spelling Activity 13: Spelling Sign Language

Use the Australian Sign Language Chart to learn how to spell spelling words. Have 3 words ready to show the class.



HINT: Use the left hand as a base, and do all pointing with the right hand.

★ JUSTINE BEAVIS 2007 ★

Spelling Activity 14: SPELLING STAMPS

Use the ink pads and letter stamps to stamp spelling words.

HINT: When finished try stamping an entire sentence using spelling words!




★ JUSTINE BEAVIS 2007 ★

Spelling Activity 15: MORSE CODE

Use the Morse Code chart to write 5 spelling words using Morse code. Swap sheets with a friend and try to solve spelling words

HINT: If it gets confusing put a forward slash / in between each letter eg .../._/.../___/



★ JUSTINE BEAVIS 2007 ★

Spelling Activity 16:

PORTMANTEAU WORDS

Portmanteau words are formed when two words are blended into one. Example:

smoke + fog = smog

breakfast + lunch = brunch.

Chose 2 spelling words to make a portmanteau words and write an explanation.

*HINT: My example- MAZE + CHASE = CHAZE
When someone chases you through a maze.*



★ JUSTINE BEAVIS 2007 ★

Spelling Activity 17: TONGUE TWISTERS

Use your spelling words to create a tongue twister sentence. Start each word with the same letter. Challenge a friend to read your sentence fast 3 times.

*HINT: My example:
Ben blames Billy's brother Bobby.*



★ JUSTINE BEAVIS 2007 ★

Spelling Activity 18: NOUGHTS AND CROSSES

Playing noughts and crosses with a partner. Instead of writing a O or a X write a spelling word in the square. Use 2 different colours for each player. If a person spells a word incorrectly they lose that turn.



HINT: Don't make spelling mistakes, it could cost you the game!

★ JUSTINE BEAVIS 2007 ★

Spelling Activity 19: *s p e n d i n g* *s p e l l i n g*

Write out the alphabet
and next to each
letter write a cost
Example: a=\$1.00
b=\$2.00 c=\$3.00.



Write a spelling word and then work out how
much the spelling word costs by adding up the
letters.

HINT: To make it harder, use \$1.50 \$2.50 etc!

★ JUSTINE BEAVIS 2007 ★

Spelling Activity 20: *Colour Coded Spelling*

Use crayons to write spelling
words. Use the code below to
write each letter.

The vowels you can hear:

Blue

The silent letters: Green

All other letters: Orange




*HINT: Make your own colour code on your paper
EG: consonants: purple, vowels: orange!*

★ JUSTINE BEAVIS 2007 ★

Spelling Activity 21: Rainbow words

Choose 3 different coloured pencils, gel pens or textas. Hold them all together at the same time and write your spelling words!



HINT: To make it harder, use \$1.50 \$2.50 etc!


★ JUSTINE BEAVIS 2007 ★

Spelling Activity 22: Silly Sentences

Write silly sentences using a spelling word in each sentence. Underline the spelling word!

HINT: My example:

Billy ate an aeroplane covered in chocolate sauce and sprinkles whilst riding an elephant to school.



★ JUSTINE BEAVIS 2007 ★

Spelling Activity 23: SPELLING FLOWERS

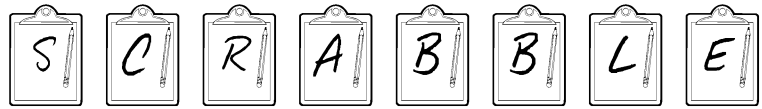
Draw a picture of some large flowers. Write a spelling word inside each petal or leaf. Colour your picture.



*HINT: Don't like flowers? Draw **spiders** and write the words inside their legs!*

★ JUSTINE BEAVIS 2007 ★

Spelling Activity 24:



Use scrabble letter tiles to make spelling words. Make a sentence using scrabble letters.



HINT: Build other spelling words above and below the original words!

★ JUSTINE BEAVIS 2007 ★

Spelling Activity 25: **On the other hand...**

Write your spelling words in two lists. The first time use your normal writing hand. The second time use your OTHER hand that you don't normally write with!



HINT: Write the two lists side by side to compare writing ability!

★ JUSTINE BEAVIS 2007 ★

Spelling Activity 26: **WORD PYRAMIDS**

Choose some spelling words and write them in a pyramid.

Example: **choice**

c
ch
cho
choi
choic
choice



HINT: Longer words make larger pyramids!

★ JUSTINE BEAVIS 2007 ★



Spelling Activity 27:

Write ALL of your spelling words together in a long line with no gaps, like a train. Use a different colour for each word.

Example:

funballgameplayhouse

HINT: Use a different colour for each word!



★ JUSTINE BEAVIS 2007 ★

Spelling Activity 28: Spell it on!

Become Cheerleaders and make up a spelling chant for a spelling word. Wave those imaginary pom poms!

HINT: In the chant, spell out each letter of the word!



★ JUSTINE BEAVIS 2007 ★

Spelling Activity 29: **SPELLING**

BEES!

Draw an outside picture (garden, school, forest, farm etc). In the sky draw some bees and write a spelling word in each bee!



HINT: Have a real spelling bee, when someone calls out all the letters!

★ JUSTINE BEAVIS 2007 ★

Spelling Activity 30: **SPELLING PASTA**

Use alphabet pasta to make spelling words. Glue them onto some paper.

HINT: Make a pasta sentence!



★ JUSTINE BEAVIS 2007 ★

Spelling Activity 31: **Riddles!**

Write a riddle for one of your spelling words. It should start with what am I? It then needs to give 3 or 4 clues.



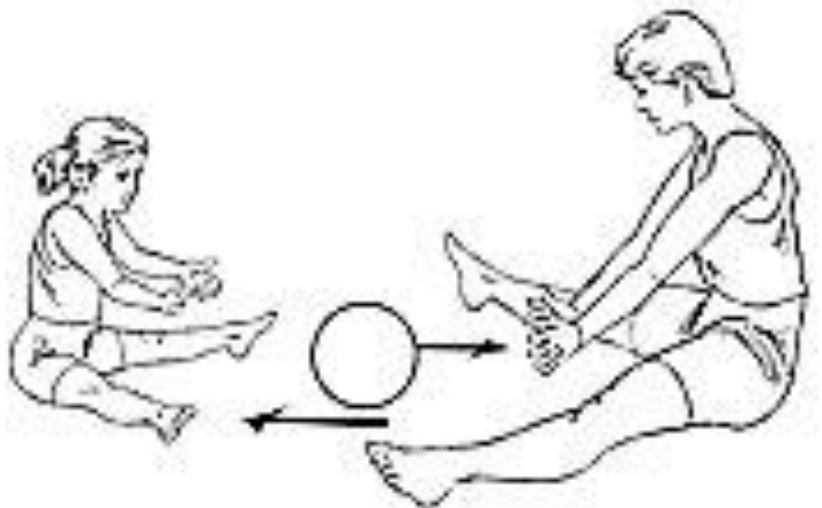
HINT: Swap riddles and solve your friends!

★ JUSTINE BEAVIS 2007 ★

Spelling Activity 32:



Sit opposite a friend. Roll a soft ball to each other. On each roll say a letter of a spelling word.



HINT: Make it trickier, roll a ball with 3 people!

★ JUSTINE BEAVIS 2007 ★

Spelling Activity 33: BACKWARD WORDS

Write your spelling list out backwards.

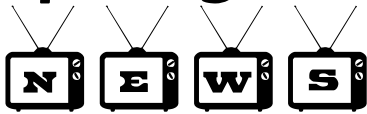

Try to write a whole sentence backwards!

HINT: Get a friend to read your backwards sentence.



★ JUSTINE BEAVIS 2007 ★

Spelling Activity 34:



With a partner, pretend you are TV news presenters. Write a script for a news report that uses some spelling words.

Rehearse your news and present it to the class.

HINT: Can you think of spelling news for the sport and weather too?



★ JUSTINE BEAVIS 2007 ★

Spelling Activity 35: Fancy Writing

Write your spelling list out using fancy lettering! Try making squiggly, bubbly, square, pointy, melting, blazing, fuzzy, spotty, stripy, squashed letters!



HINT: Can you make the fancy writing look like the word?

★ JUSTINE BEAVIS 2007 ★

Spelling Activity 36: 3D WORDS

Use playdough to make the letters of your spelling words.

HINT: Play playdough hangman by making a man out of playdough and writing the words on paper!



★ JUSTINE BEAVIS 2007 ★


C O L O U R

Spelling Activity 37:

W O R D S

Write out your spelling list using a different colour for each letter!

HINT: Follow the rainbow pattern, or use a 2 or 3 colour pattern. Try doing all primary or secondary colours!



★ JUSTINE BEAVIS 2007 ★

Spelling Activity 38: MATCHSTICK KIDS

Use matchsticks to make letters. You may need to break some apart. Stick the letters together to make spelling words!


HINT: Your letters will look quite straight with no round parts.



★ JUSTINE BEAVIS 2007 ★

Spelling Activity 39: SCULPT THOSE WORDS!

Bend wool, wire or pipe cleaners to make letters. Stick those letters together to make words!



HINT: Can you use running writing and make one word out of just 1 piece of equipment?

★ JUSTINE BEAVIS 2007 ★

Spelling Activity 40: HIDDEN WORDS

Draw a picture of anything you like! Hide some spelling words inside your picture. Give your picture to a friend and get them to try and find the words!

HINT: Camouflage the words in lines and with different colours!



★ JUSTINE BEAVIS 2007 ★

Spelling Activity 41: magnetic letters

letters

Make your words with magnetic letters. Use lower case or capitals



HINT: Make a sentence using your spelling words!

★ JUSTINE BEAVIS 2007 ★

Spelling Activity 42: M A G N A D O D D L E S A N D W H I T E B O A R D S

Write your words on the whiteboards or magna doodles. Write your words in a sentence.



HINT: Keep it neat! Draw a picture to illustrate.

★ JUSTINE BEAVIS 2007 ★

A



B



C



D



E



F



G



H



I



J



K



L



M



N



O



P



Q



R



S



T



U



V



W



X



Y



Z



Spelling Activity Record Sheet

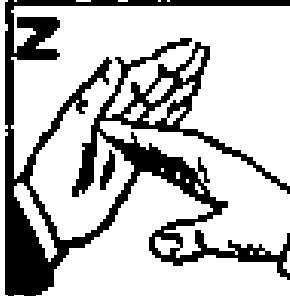
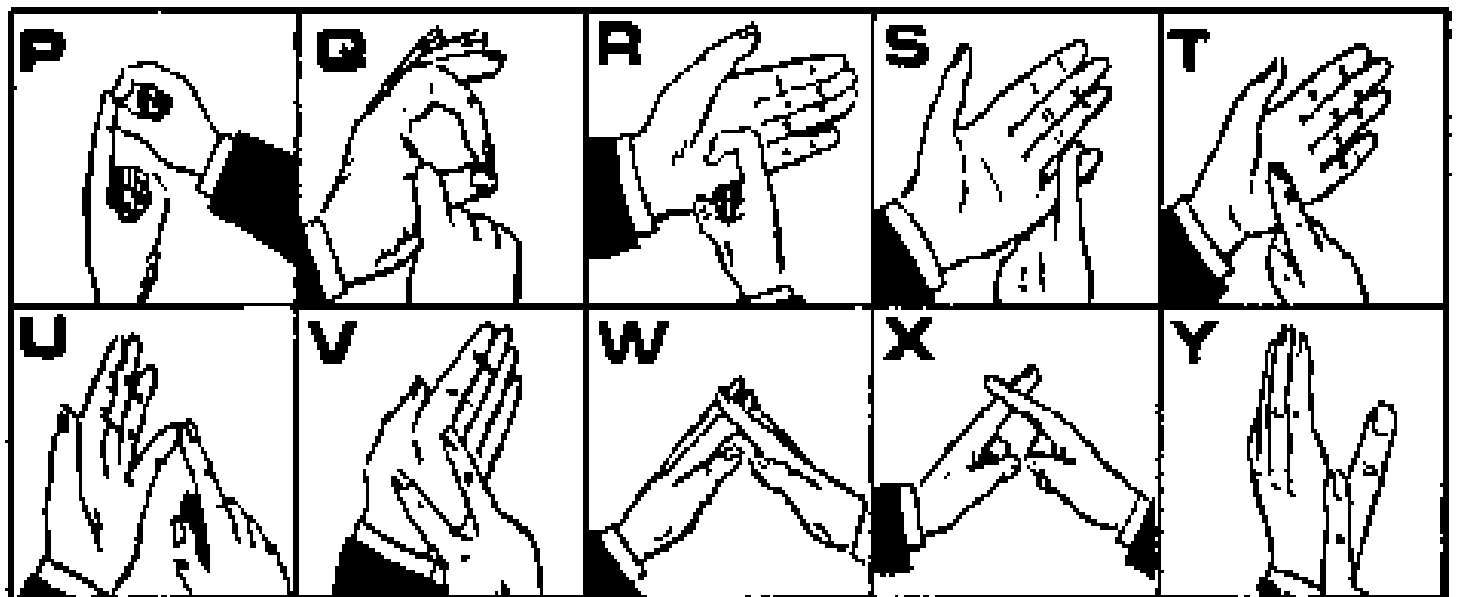
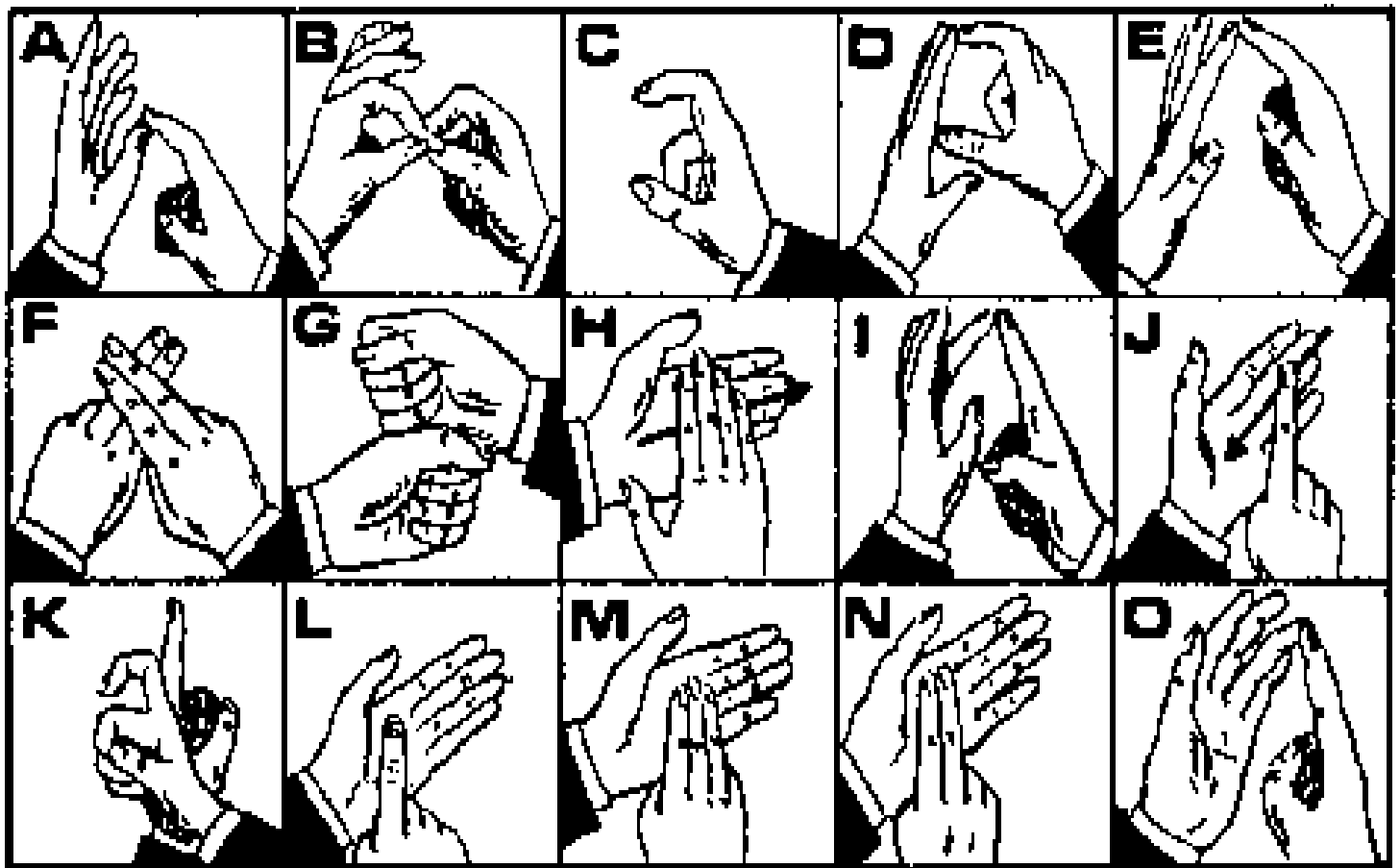
Name:

Date:

Activity:

How did you go?

What did you think of this activity?



**Australian Sign
Language Alphabet**